

Features

- Input Voltage Range
85-305VAC
- EN62368-1 Safety Approved
- No Load Power
Consumption<0.1W
- Wide Operating
Temperature range -30~85°C
- Isolation Class II
- 91% Efficiency
- Single Output 5-48V DC
- Protections: SCP, OLP, OVP
- Three years warranty



56YMR60-xx-□-RS Series

60W Encapsulated AC/DC PCB Mount Power Supply



The 56YMR60-xx-RS Series is a reliable and efficient 60W Encapsulated AC/DC PCB Mount Power Supply. Designed for use in applications such as telecoms, computing and multimedia systems. This series is supplied with a Pin Connection or Screw Terminal input connection and supports input voltages of 85~305V AC 47-63Hz.

Model Number Information

56YMR 60 xx □

Series Name Rated Wattage Output Voltage **T:** Terminal Block
Blank: PCB Mounting Style

Models

Model Number	Rated Power (W)	DC Voltage (V)	Rated Current (A)	Efficiency (%)	Max. Capacitive Load (uF)
56YMR60-5-□-RS	50	5	10	83	20000
56YMR60-12-□-RS	60	12	5	88	8000
56YMR60-15-□-RS	60	15	4	88	5000
56YMR60-24-□-RS	60	24	2.5	89.5	4200
56YMR60-48-□-RS	60	48	1.25	91.5	800

Input Specifications			
Input Voltage	85-305VAC		
Frequency Range	47-63Hz		
AC Current	1.5A/115VAC	0.9A/230VAC	0.75A/277VAC
Inrush Current	Cold Start 60A/600us at 230VAC 50Hz		Cold Start 30A/600us at 115VAC 50Hz
Leakage Current	<0.25mA/264VAC		

Output Specifications				
Voltage Tolerance	+2.5%			
Line Regulation	+0.5%			
Load Regulation	±1.0% 56YMR60-5/12 models		+0.5% Other models	
Setup,Rise,Hold up Time	0.2s,35ms,50ms/230VAC(at full load)		0.3s,35ms,5ms/115VAC(at full load)	

Protection				
Over Load	115~160%			
	Hiccup mode, recovers automatically after fault condition is removed			
Short Circuit	Hiccup mode, recovers automatically after fault condition is removed.			
Over Voltage	5.25 ~ 7.5V	12.8 ~ 16V	17 ~ 24V	27 ~ 34V
	Hiccup mode, recovers automatically after fault condition is removed.			
	50.4 ~ 63V			

Environmental Characteristics				
Working Temp	-30 ~ +85°C(Full load can be operated at -30°C to 50°C, while load should be reduced at 50°C to 85°C Refer to"Derating Curve".)			
Working Humidity	20 ~ 90%RH Non-condensing			
Storage Temp., Humidity	-40 ~ +85°C, 10 ~ 95%RH Non-condensing			
Temp. Coefficient	± 0.03%/ (0 ~ 40°C)			
Soldering Temperature	Wave soldering:265°C,5s(max.); Manual soldering:390°C,3s(max.)			
Vibration	PCB Mounting: 10 ~ 500Hz, 2G 10min./1cycle, period for 60min. each along X, Y, Z axes Terminal Blocks: 10 ~ 500Hz, 5G 10min./1cycle, period for 60min. each along X, Y, Z axes			
MTBF	755.4Khrs min. MIL-HDBK-217F(25°C)			
Over Voltage Category	OVC II; According to EN62368-1; altitude up to 2000 meters			

Safety & EMC			
Safety Standards	EN62368-1		
Withstand Voltage	I/P-O/P: 3KVAC/1min		
Isolation Resistance	I/P-O/P: 100M Ohms / 500VDC / 25°C/ 70% RH		
EMC Emission	Parameter	Standard	Test Level
	Conducted	BS EN/EN55032(CISPR32)	CLASS B
	Radiated	BS EN/EN55032(CISPR32)	CLASS B
	Harmonic Current	EN61000-3-2	CLASS A
	Voltage flicker	EN61000-3-3
EMC Immunity	BS EN/EN55035, BS EN/EN61000-6-2		
	Parameter	Standard	Test Level
	ESD	EN61000-4-2	Level 3, 8KV air, Level 2, 4KV contact criteria A
	Radiated Susceptibility	EN61000-4-3	Level 3, criteria A
	EFT/Burst	EN61000-4-4	Level 3, criteria A
	Surge	EN61000-4-5	Level 3, 1KV/L-N, criteria A
	Conducted	EN61000-4-6	Level 3, criteria A
	Magnetic Field	EN61000-4-8	Level 4, criteria A
	Voltage Dips and interruptions	EN61000-4-11	> 95% dip 0.5 periods, 30% dip 25 periods > 95% interruptions 250 periods

Notes:

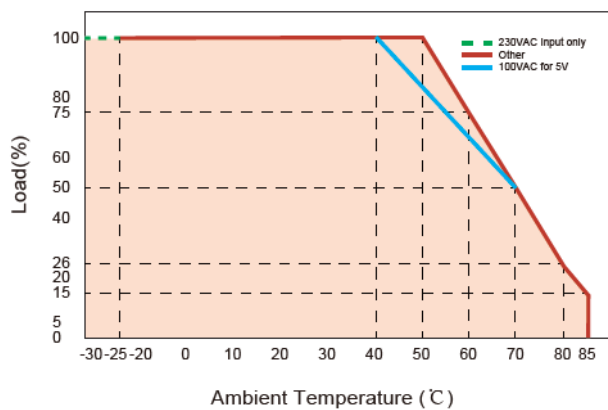
1. All parameters without special description are measured under the conditions of input 230VAC, rated load, ambient temperature 25 ° C, and ambient humidity less than 75%.
2. Ripple & noise are measured from peak to peak with a bandwidth limit of 20MHz(0.1uf and 47uf /50V parallel capacitor under DC output full load, AC nominal input 25 °C ambient temperature).
3. Tolerance: includes set up tolerance, line and load regulation.
4. Derating may be needed under low input voltages. Please check the derating curve for more details.
5. The power supply is considered a component which will be installed into the final equipment. The final equipment must be confirmed to meet EMC directives. For guidance on performing these EMC tests, please refer to "EMI testing of component power supplies."
6. The ambient temperature derating of 3.5°C/1000m is needed for operating altitude greater than 2000m(6500ft).

Dimensions & Weight	
	Measurements
56YMR60-xx-RS	87 × 52 x 30 mm
56YMR60-xxT-RS	109.3 × 52.7 x 33.9 mm

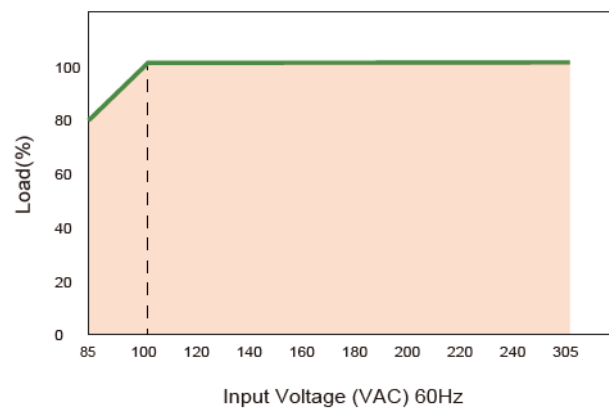
Packaging	
Carton Size	48×27.5x16cm 50pcs/Carton- 56YMR60-xx-RS 31.5×24.5x22cm 50pcs/Carton- 56YMR60-xxT-RS

Derating Curves

Derating Curve

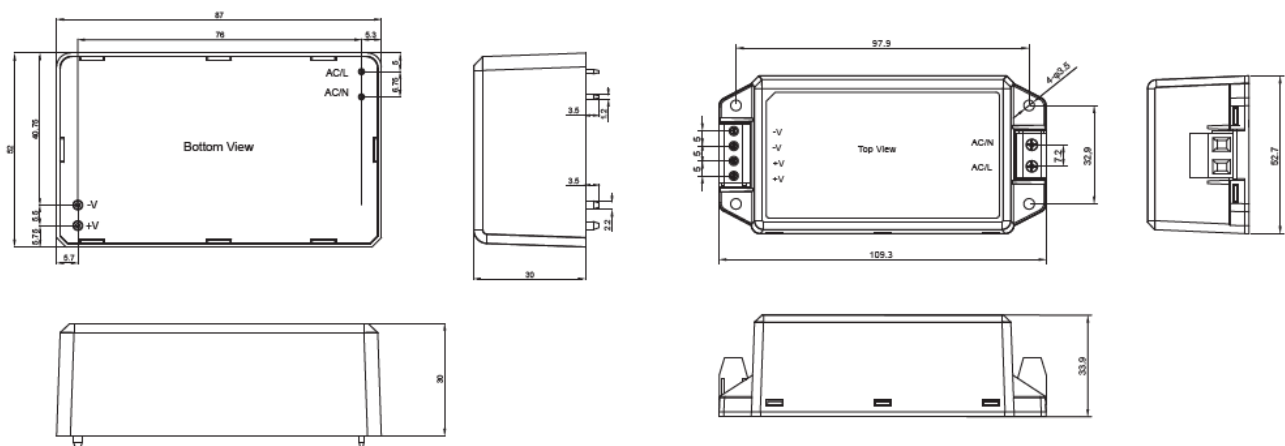


Static Characteristics



Dimensions and Recommended Layout

(Unit: mm , tolerance: $\pm 0.5\text{mm}$)



Block Diagram

